

Bamboo-Based Activated Carbon Manufacturing Business.

Production of Activated Carbon from Natural Sources



[NPCS/3921/23389]

www.entrepreneurindia.co



Introduction

Bamboo, (subfamily Bambusoideae), subfamily of tall treelike grasses of the family Poaceae, comprising more than 115 genera and 1,400 species. Bamboos are distributed in tropical and subtropical to mild temperate regions, with the heaviest concentration and largest number of species in East and Southeast Asia and on islands of the Indian and Pacific oceans.

Activated carbon was produced from bamboo residues using carbonisation and steam activation in a high temperature reactor.



Activate bamboo charcoal works great to regulate humidity, which is important for the health of hair and body. Bamboo charcoal can absorb the odors from all over the house, and can even prevent the growth of harmful bacteria.

The minerals in bamboo charcoal purify water by removing harmful substances and mineralizing the water with beneficial substances. The water particles become smaller, which improves the flavor of water.

Bamboo charcoal has been used for medicinal purposes for many centuries. Records indicate that charcoal was used in Hippocrates era for epilepsy, dizziness, and anemia. In Eastern medicine, it's quite common to use charcoal as an ingredient in natural medicines.



Uses and Application:

Activated carbon is used in wide range of applications in gas, vapor, and liquid treatment. The value chain of activated carbon includes raw material suppliers, production process, product supply channels, end-use industries and post sales service.

Bamboo charcoal can be used as household fuel for heating and cooking, as well as in a range of purification and absorption applications, such as purifying drinking water, in air filters, in mattresses and pillows as a deodorizer, and for certain industrial purification uses. Bamboo vinegar, a by-product of the manufacturing process, is also used as an ingredient in health products.

Market Outlook

The major end users of activated carbon are the chemical, pharmaceutical and food industries. The demand for powdered activated carbon is closely related to the need for purification and decolorization of several industrial products.

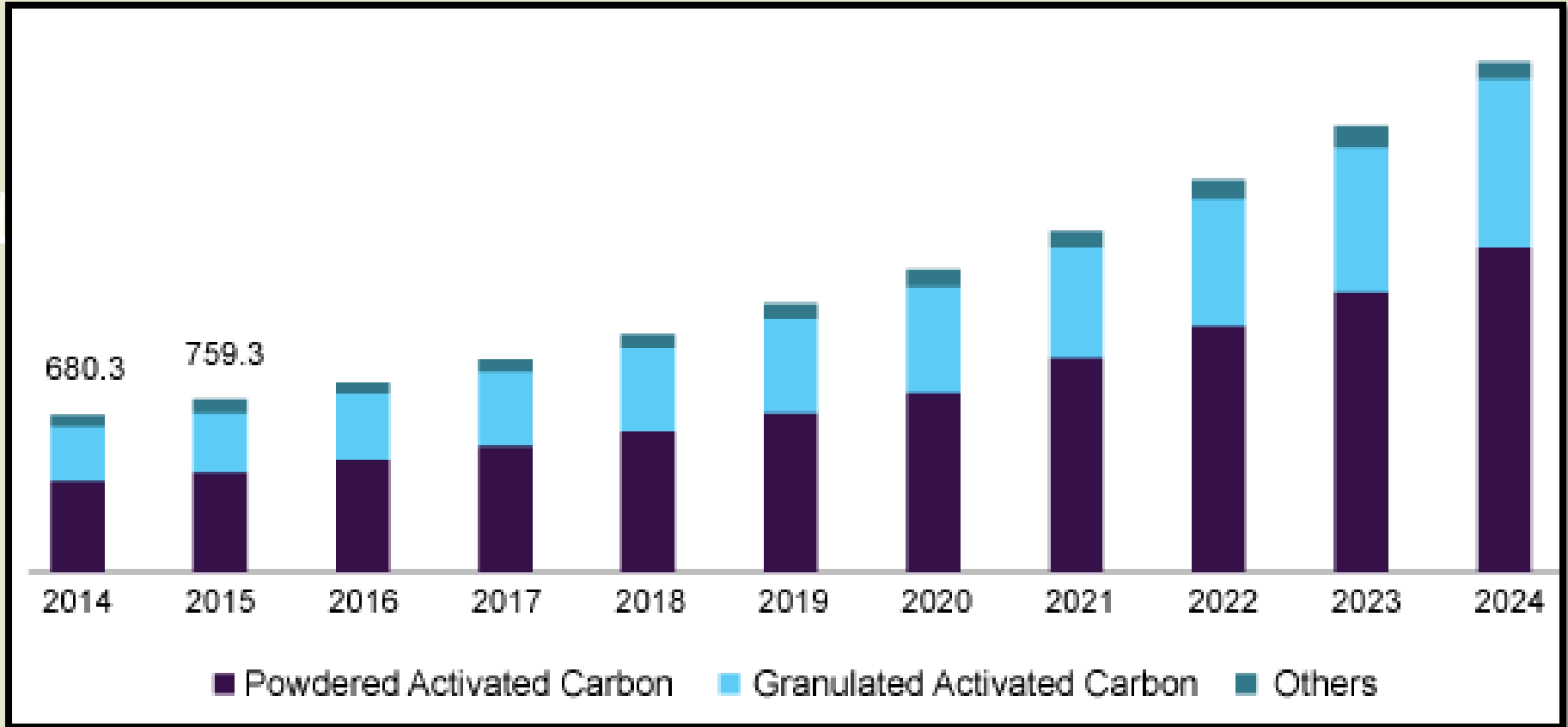
The global activated carbon market is projected to reach USD 8.12 billion by 2021 at a CAGR of 9.4% while in terms of volume the overall market is projected to grow at a CAGR of 8.4% and reach 3,857.9 KT by 2021 led by powdered activated carbon.



The growing use of activated carbon in industrial applications has led to an increase in its share in the gaseous phase applications, which is expected to drive the activated carbon market in the Asia-Pacific region. Moreover, the growing use of activated carbon for soil remediation applications, as well as in pharmaceutical applications have witnessed high growth during the last five years, and is further expected to boost the growth of the activated carbon market. However, the scarcity of raw material, especially in the Asia-Pacific region is a major factor restraining the growth of the activated carbon market globally.



U.S. Activated Carbon Market Size by Product, 2014-2024 (USD Million)



Activated carbon demand is strongly influenced by regulations and trends in manufacturing. In industrial air treatment, mercury removal standards at coal-fired power plants have been a major contributor to growth in demand for powdered activated carbon.



Global Activated Carbon Demand (Thousand Metric Tons)

WORLD ACTIVATED CARBON DEMAND (thousand metric tons)

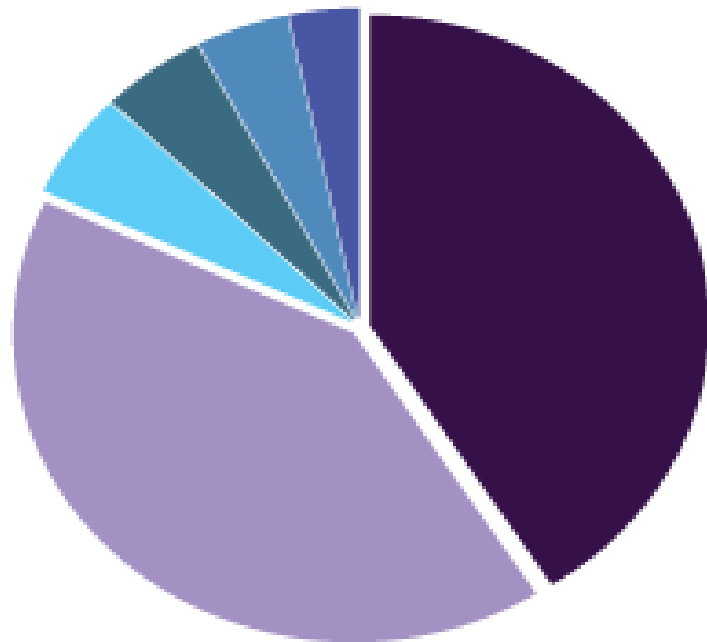
Item	2010	2015	2020	% Annual Growth	
				2010-2015	2015-2020
Activated Carbon Demand	1080.0	1430.0	1910.0	5.8	6.0
North America	311.5	418.0	522.0	6.1	4.5
Western Europe	189.0	216.5	271.0	2.8	4.6
Asia/Pacific	353.8	504.0	738.0	7.3	7.9
Central & South America	87.8	101.5	127.0	2.9	4.6
Eastern Europe	77.1	105.0	138.0	6.4	5.6
Africa/Mideast	60.8	85.0	114.0	6.9	6.0

Activated carbon is highly used in water treatment processes. These carbons are said to reduce the specific volatile organic compounds as well as chlorine from drinking water. It also removes lead, dissolved radon, and other odor-causing compounds. Significant sources of these contaminants include pesticides, solvents, industrial wastes, or pollutants from leaking underground storage tanks.

The activated carbon filter is a widely used technology, in greenhouses, for reducing the odor and control emissions from greenhouses and other growing applications. After circulating through the filter, the ambient air is returned to the greenhouse or is discharged outside.



Global Activated Carbon Market Share by End-use, 2015 (%)



- Water Treatment
- Air purification
- Pharmaceutical & Medical
- Others
- Food & Beverage Processing
- Automotive

Machinery Photographs




Vertical Kiln



Bamboo Cutter



Bamboo Slicer



Boiler

Project at a Glance

PROJECT AT A GLANCE

(in lacs)

COST OF PROJECT				MEANS OF FINANCE			
Particulars	Existing	Proposed	Total	Particulars	Existing	Proposed	Total
Land & Site Development Exp.	0.00	60.00	60.00	Capital	0.00	95.00	95.00
Buildings	0.00	77.75	77.75	Share Premium	0.00	0.00	0.00
				Other Type Share			
Plant & Machineries	0.00	133.90	133.90	Capital	0.00	0.00	0.00
Motor Vehicles	0.00	10.00	10.00	Reserves & Surplus	0.00	0.00	0.00
Office Automation Equipments	0.00	42.75	42.75	Cash Subsidy	0.00	0.00	0.00
Technical Knowhow Fees & Exp.	0.00	25.00	25.00	Internal Cash Accruals	0.00	0.00	0.00
Franchise & Other Deposits	0.00	0.00	0.00	Long/Medium Term Borrowings	0.00	284.99	284.99
Preliminary & Pre-operative Exp	0.00	2.00	2.00	Debentures / Bonds	0.00	0.00	0.00
Provision for Contingencies	0.00	11.50	11.50	Unsecured Loans/Deposits	0.00	0.00	0.00
Margin Money - Working Capital	0.00	17.09	17.09				
TOTAL	0.00	379.99	379.99	TOTAL	0.00	379.99	379.99

Project at a Glance

Year	Annualised		Book Value	Debt	Dividend	Retained Earnings		Payout	Probable Market Price	P/E Ratio	Yield Price/Book Value
	EPS	CEPS	Per Share		Per Share	Per Share				No.of Times	
	`	`	`	`	`	%	`	%	`		%
1-2	5.28	9.26	15.28	24.00	0.00	100.00	5.28	0.00	5.28	1.00	0.00
2-3	8.32	11.80	23.60	18.00	0.00	100.00	8.32	0.00	8.32	1.00	0.00
3-4	11.28	14.33	34.88	12.00	0.00	100.00	11.28	0.00	11.28	1.00	0.00
4-5	14.13	16.81	49.01	6.00	0.00	100.00	14.13	0.00	14.13	1.00	0.00
5-6	16.85	19.22	65.86	0.00	0.00	100.00	16.85	0.00	16.85	1.00	0.00

Project at a Glance

Year	D. S. C. R.			Debt / Equity - Deposits Debt	Equity as-Equity	Total Net Worth	Return on Net Worth	Profitability Ratio					Assets Turnover Ratio	Current Ratio
	Individual	Cumulative	Overall					GPM	PBT	PAT	Net Contribution	P/V Ratio		
	(Number of times)			(Number of times)		%	%	%	%	%	%			
Initial				3.00	3.00									
1-2	1.35	1.35		1.57	1.57	1.93		23.43%	12.48%	8.85%	361.70	63.79%	1.41	0.92
2-3	1.67	1.50		0.76	0.76	1.03		26.94%	18.10%	11.94%	421.29	63.69%	1.52	1.39
3-4	2.06	1.67	2.05	0.34	0.34	0.55		29.30%	22.04%	14.17%	481.46	63.69%	1.53	2.00
4-5	2.51	1.85		0.12	0.12	0.28		30.88%	24.82%	15.78%	541.63	63.68%	1.46	2.72
5-6	3.05	2.05		0.00	0.00	0.13		31.90%	26.78%	16.94%	601.80	63.68%	1.36	5.93

Project at a Glance

BEP

BEP - Maximum Utilisation Year	5
Cash BEP (% of Installed Capacity)	54.20%
Total BEP (% of Installed Capacity)	57.93%
IRR, PAYBACK and FACR	
Internal Rate of Return .. (In %age)	27.20%
Payback Period of the Project is (In Years)	2 Years 3 Months
Fixed Assets Coverage Ratio (No. of times)	4.444

Major Queries/Questions Answered in the Report?

- 1. What is Activated Carbon Manufacturing industry ?**
- 2. How has the Activated Carbon Manufacturing industry performed so far and how will it perform in the coming years ?**
- 3. What is the Project Feasibility of Activated Carbon Manufacturing Plant ?**
- 4. What are the requirements of Working Capital for setting up Activated Carbon Manufacturing plant ?**

- 5. What is the structure of the Activated Carbon Manufacturing Business and who are the key/major players ?**
- 6. What is the total project cost for setting up Activated Carbon Manufacturing Business?**
- 7. What are the operating costs for setting up Activated Carbon Manufacturing plant ?**
- 8. What are the machinery and equipment requirements for setting up Activated Carbon Manufacturing plant ?**

9. Who are the Suppliers and Manufacturers of Plant & Machinery for setting up Activated Carbon Manufacturing plant ?

10. What are the requirements of raw material for setting up Activated Carbon Manufacturing plant ?

11. Who are the Suppliers and Manufacturers of Raw materials for setting up Activated Carbon Manufacturing Business?

12. What is the Manufacturing Process of Activated Carbon from Bamboo?



13. What is the total size of land required for setting up Activated Carbon Manufacturing plant ?

14. What will be the income and expenditures for Activated Carbon Manufacturing Business?

15. What are the Projected Balance Sheets of Activated Carbon Manufacturing plant ?

16. What are the requirement of utilities and overheads for setting up Activated Carbon Manufacturing plant?

17. What is the Built up Area Requirement and cost for setting up Activated Carbon Manufacturing Business?

18. What are the Personnel (Manpower) Requirements for setting up Activated Carbon Manufacturing Business?

19. What are Statistics of Import & Export for Activated Carbon?

20. What is the time required to break-even of Activated Carbon Manufacturing Business?

21. What is the Break-Even Analysis of Activated Carbon Manufacturing plant?

22. What are the Project financials of Activated Carbon Manufacturing Business?

- 23. What are the Profitability Ratios of Activated Carbon Manufacturing Project?**
- 24. What is the Sensitivity Analysis-Price/Volume of Activated Carbon Manufacturing plant?**
- 25. What are the Projected Pay-Back Period and IRR of Activated Carbon Manufacturing plant?**
- 26. What is the Process Flow Sheet Diagram of Activated Carbon Manufacturing project?**

- 27. What are the Market Opportunities for setting up Activated Carbon Manufacturing plant?**
- 28. What is the Market Study and Assessment for setting up Activated Carbon Manufacturing Business?**
- 29. What is the Plant Layout for setting up Activated Carbon Manufacturing Business?**

Table of Contents of the Project Report

1. PROJECT LOCATION

- 1.1. CITY PROFILE & GEOTECHNICAL SITE CHARACTERIZATION
 - 1.1.1. General
 - 1.1.2. Physical Characteristics
 - 1.1.3. Map
 - 1.1.4. Climate & Rainfall
 - 1.1.5. Culture & Attitudes
 - 1.1.6. Transportation and Communications
 - 1.1.7. Economy & Industry

2. INTRODUCTION

3. GRADES OF ACTIVATED CARBON

4. USES AND APPLICATIONS

- 4.1. USES OF ACTIVATED CARBON
- 4.2. APPLICATION OF ACTIVATED CARBON

5. PROPERTIES

- 5.1. PHYSICAL PROPERTIES
- 5.2. CHEMICAL PROPERTIES

6. DIFFERENT TYPES OF ACTIVATED CARBON

- 6.1. GRANULAR ACTIVATED CARBON (GAC)
- 6.2. POWDERED ACTIVATED CARBON (PAC)
- 6.3. EXTRUDED CARBON

7. FACTORS THAT AFFECT THE PERFORMANCE OF ACTIVATED CARBON

8. B.I.S. SPECIFICATIONS

- 8.1. IS 877 (1989): METHODS OF SAMPLING AND TEST FOR ACTIVATED CARBONS, POWDERED AND GRANULAR [CHD 1: INORGANIC CHEMICALS]
- 8.2. IS 2752 (1995): ACTIVATED CARBONS, GRANULAR [CHD 1: INORGANIC CHEMICALS]
- 8.3. IS 8366 (1989): ACTIVATED CARBONS, POWDERED [CHD 1: INORGANIC CHEMICALS]
- 8.4. IS 6874 (2008): METHOD OF TESTS FOR BAMBOO [CED 9: TIMBER AND TIMBER STORES]

9. MARKET SURVEY

- 9.1. STATUS OF INDUSTRY OF ACTIVATED CARBON IN INDIA
- 9.2. FUTURE OF INDUSTRY
- 9.3. MARKET POSITION
- 9.4. GLOBAL MARKET
- 9.5. KEY MARKET PLAYERS

10. EXPORT & IMPORT: ALL COUNTRIES

- 10.1. EXPORT: ALL COUNTRIES
- 10.2. IMPORT: ALL COUNTRIES

11. FINANCIALS & COMPARISON OF MAJOR INDIAN PLAYERS/COMPANIES

- 11.1. ABOUT FINANCIAL STATEMENTS OF CMIE DATABASE
- 11.2. PROFITS & APPROPRIATIONS
- 11.3. TOTAL LIABILITIES
- 11.4. TOTAL ASSETS
- 11.5. NET CASH FLOW FROM OPERATING ACTIVITIES

- 11.6. SECTION – I
- 11.6.1. Name of Company with Contact Details
- 11.6.2. Name of Director(S)
- 11.6.3. Credit Ratings
- 11.6.4. Plant Capacity
- 11.6.5. Location of Plant
- 11.6.6. Name of Raw Material(S) Consumed With Quantity & Cost
- 11.7. SECTION – II
- 11.7.1. Assets
- 11.7.2. Cash Flow
- 11.7.3. Cost as % Ge of Sales
- 11.7.4. Growth in Assets & Liabilities
- 11.7.5. Growth in Income & Expenditure
- 11.7.6. Income & Expenditure
- 11.7.7. Liabilities
- 11.7.8. Liquidity Ratios
- 11.7.9. Profitability Ratio
- 11.7.10. Profits
- 11.7.11. Return Ratios
- 11.7.12. Structure of Assets & Liabilities (%)
- 11.7.13. Working Capital & Turnover Ratios

12. COMPANY PROFILE OF MAJOR PLAYERS

13. EXPORT & IMPORT STATISTICS DATA OF INDIA

- 13.1. EXPORT STATISTICS DATA FOR ACTIVATED CARBON
- 13.2. IMPORT STATISTICS DATA FOR ACTIVATED CARBON

14. PRESENT MANUFACTURERS

15. RAW MATERIAL REQUIREMENTS

- 15.1. CHEMICAL COMPOSITION OF BAMBOO
- 15.2. ENVIRONMENTAL ASPECTS

16. MAJOR CONSUMERS OF ACTIVATED CARBON

17. USAGE OF ACTIVATED CARBON

- 17.1. EDIBLE OIL INDUSTRY
- 17.2. PHARMACEUTICAL INDUSTRY
- 17.3. BEVERAGE INDUSTRY
- 17.4. OTHER INDUSTRIES

18. MANUFACTURING PROCESS

- 18.1. BASIC RAW MATERIAL REQUIRED
- 18.2. BASIC PLANT & MACHINERIES REQUIRED
- 18.3. PROCESS

19. PROCESS FLOW DIAGRAM

20. EXPERIMENTAL TESTS AND ANALYSIS

21. BUYER'S LIST

- 21.1. CONTACT DETAILS OF BUYER'S
- 21.2. NAME OF DIRECTOR(S)

21.3. PLANT CAPACITY

21.4. COMPANY WISE CONSUMPTION DETAIL OF THE RAW MATERIALS

22. SUPPLIERS OF RAW MATERIAL

23. SUPPLIERS OF PLANT & MACHINERY

24. PHOTOGRAPHS/IMANGE FOR REFERENCES

24.1. MACHINERY PHOTOGRAPHS

24.2. RAW MATERIAL PHOTOHRAPHS

24.3. PRODUCT PHOTOGRAPHS

25. PLANT LAYOUT



Project Financials

Project at a Glance	Annexure
• Assumptions for Profitability workings	1
• Plant Economics.....	2
• Production Schedule.....	3
• Land & Building.....	4
Factory Land & Building	
Site Development Expenses	

- **Plant & Machinery.....5**
 - Indigenous Machineries**
 - Other Machineries (Miscellaneous, Laboratory etc.)**

- **Other Fixed Assets.....6**
 - Furniture & Fixtures**
 - Pre-operative and Preliminary Expenses**
 - Technical Knowhow**
 - Provision of Contingencies**

- **Working Capital Requirement Per Month.....7**
 - Raw Material**
 - Packing Material**
 - Lab & ETP Chemical Cost**
 - Consumable Store**

- **Overheads Required Per Month and Per Annum.....8**
Utilities & Overheads (Power, Water and Fuel Expenses etc.)
Royalty and Other Charges
Selling and Distribution Expenses

- **Salary and Wages9**

- **Turnover Per Annum10**

- **Share Capital.....11**
Equity Capital
Preference Share Capital

- **Annexure 1 :: Cost of Project and Means of Finance**
- **Annexure 2 :: Profitability and Net Cash Accruals**
 - **Revenue/Income/Realisation**
 - **Expenses/Cost of Products/Services/Items**
 - **Gross Profit**
 - **Financial Charges**
 - **Total Cost of Sales**
 - **Net Profit After Taxes**
 - **Net Cash Accruals**

• **Annexure 3 :: Assessment of Working Capital requirements**

- **Current Assets**
- **Gross Working Capital**
- **Current Liabilities**
- **Net Working Capital**
- **Working Note for Calculation of Work-in-process**

• **Annexure 4 :: Sources and Disposition of Funds**

- **Annexure 5 :: Projected Balance Sheets**

- **ROI (Average of Fixed Assets)**
- **RONW (Average of Share Capital)**
- **ROI (Average of Total Assets)**

- **Annexure 6 :: Profitability Ratios**

- **D.S.C.R**
- **Earnings Per Share (EPS)**
- **Debt Equity Ratio**

• **Annexure 7 :: Break-Even Analysis**

- **Variable Cost & Expenses**
- **Semi-Variable/Semi-Fixed Expenses**
- **Profit Volume Ratio (PVR)**
- **Fixed Expenses / Cost**
- **B.E.P**

- **Annexure 8 to 11 :: Sensitivity Analysis-Price/Volume**

- **Resultant N.P.B.T**
- **Resultant D.S.C.R**
- **Resultant PV Ratio**
- **Resultant DER**
- **Resultant ROI**
- **Resultant BEP**

- **Annexure 12 :: Shareholding Pattern and Stake Status**

- **Equity Capital**

- **Preference Share Capital**

- **Annexure 13 :: Quantitative Details-Output/Sales/Stocks**

- **Determined Capacity P.A of Products/Services**

- **Achievable Efficiency/Yield % of Products/Services/Items**

- **Net Usable Load/Capacity of Products/Services/Items**

- **Expected Sales/ Revenue/ Income of Products/ Services/ Items**

- **Annexure 14** :: **Product wise Domestic Sales Realisation**
- **Annexure 15** :: **Total Raw Material Cost**
- **Annexure 16** :: **Raw Material Cost per unit**
- **Annexure 17** :: **Total Lab & ETP Chemical Cost**
- **Annexure 18** :: **Consumables, Store etc.**
- **Annexure 19** :: **Packing Material Cost**
- **Annexure 20** :: **Packing Material Cost Per Unit**

- **Annexure 21** :: **Employees Expenses**
- **Annexure 22** :: **Fuel Expenses**
- **Annexure 23** :: **Power/Electricity Expenses**
- **Annexure 24** :: **Royalty & Other Charges**
- **Annexure 25** :: **Repairs & Maintenance Expenses**
- **Annexure 26** :: **Other Manufacturing Expenses**
- **Annexure 27** :: **Administration Expenses**
- **Annexure 28** :: **Selling Expenses**

- **Annexure 29 :: Depreciation Charges – as per Books (Total)**
- **Annexure 30 :: Depreciation Charges – as per Books (P & M)**
- **Annexure 31 :: Depreciation Charges - as per IT Act WDV (Total)**
- **Annexure 32 :: Depreciation Charges - as per IT Act WDV (P & M)**
- **Annexure 33 :: Interest and Repayment - Term Loans**
- **Annexure 34 :: Tax on Profits**
- **Annexure 35 :: Projected Pay-Back Period and IRR**

Reasons for Buying our Report:

- **This report helps you to identify a profitable project for investing or diversifying into by throwing light to crucial areas like industry size, market potential of the product and reasons for investing in the product**
- **This report provides vital information on the product like it's characteristics and segmentation**
- **This report helps you market and place the product correctly by identifying the target customer group of the product**

- **This report helps you understand the viability of the project by disclosing details like machinery required, project costs and snapshot of other project financials**
- **The report provides a glimpse of government regulations applicable on the industry**
- **The report provides forecasts of key parameters which helps to anticipate the industry performance and make sound business decisions**

Our Approach:

- **Our research reports broadly cover Indian markets, present analysis, outlook and forecast for a period of five years.**
- **The market forecasts are developed on the basis of secondary research and are cross-validated through interactions with the industry players**
- **We use reliable sources of information and databases. And information from such sources is processed by us and included in the report**

Scope of the Report

The report titled “Market Survey cum Detailed Techno Economic Feasibility Report on Activated Carbon from Bamboo.” provides an insight into Activated Carbon market in India with focus on uses and applications, Manufacturing Process, Process Flow Sheets, Plant Layout and Project Financials of Activated Carbon project. The report assesses the market sizing and growth of the Indian Activated Carbon Industry. While expanding a current business or while venturing into new business, entrepreneurs are often faced with the dilemma of zeroing in on a suitable product/line. And before diversifying/venturing into any product, they wish to study the following aspects of the identified product:

- **Good Present/Future Demand**
- **Export-Import Market Potential**
- **Raw Material & Manpower Availability**
- **Project Costs and Payback Period**

We at NPCCS, through our reliable expertise in the project consultancy and market research field, have demystified the situation by putting forward the emerging business opportunity in the Activated Carbon sector in India along with its business prospects. Through this report we have identified Activated Carbon project as a lucrative investment avenue.

Tags

Production of Activated Carbon from Industrial Bamboo Wastes, Production of Activated Carbon from Bamboo, Preparation of Activated Carbon from Bamboo, Activated Bamboo, Activated Carbons Prepared from Bamboo, Preparation of Activated Carbon, Producing Activated Carbon from Bamboo, Activated Carbon and Its Application, Production of Activated Carbon Pdf, Activated Carbon Preparation and Characterization, Activated Carbon Production Process, Activated Carbon Production Plant, Preparation of Activated Carbon from Bamboo, Preparation of Bamboo-Based Activated Carbon, Project Report on Activated Carbon manufacturing Industry, Detailed Project Report on Activated Carbons Prepared from Bamboo, Project Report on Preparation of Bamboo-Based Activated Carbon, Pre-Investment Feasibility Study on Production of Activated Carbon from Bamboo, Techno-Economic feasibility study on Preparation of Bamboo-Based Activated Carbon,

Feasibility report on Activated Carbons Prepared from Bamboo, Free Project Profile on Preparation of Bamboo-Based Activated Carbon, Project profile on Production of Activated Carbon from Bamboo, Download free project profile on Production of Activated Carbon from Bamboo, Activated Bamboo Charcoal, Activated Carbons from Waste, Activated Carbons from Waste Bamboo, Business Ideas for Production of Activated Carbon, Bamboo Charcoal, Bamboo Charcoal Manufacturing Unit, Bamboo Activated Carbon, Bamboo Charcoal/Activated Carbon, Start a Plant of Activated Carbon Making Business, How to Make Activated Charcoal from Bamboo, Applications of Bamboo Charcoal, Activated Carbon Making Plant, Bamboo Charcoal Making, Charcoal Manufacturing Plant, Activated Carbon Manufacturing Project, Activated Carbon Manufacturing Process, Production of Activated Carbon from Natural Sources, Activated Carbon Production

Niir Project Consultancy Services (NPCS)
can provide Detailed Project Report on
Bamboo-Based Activated Carbon
Manufacturing Business.
Production of Activated Carbon from
Natural Sources

See more

<https://goo.gl/fLLiKH>

<https://goo.gl/hah7p7>



Visit us at

www.entrepreneurindia.co



www.entrepreneurindia.co

**Take a look at
Niir Project Consultancy Services
on #Street View**

<https://goo.gl/VstWkd>

*Locate us on
Google Maps*

<https://goo.gl/maps/BKkUtq9gevT2>

OUR CLIENTS

Our inexhaustible Client list includes public-sector companies, Corporate Houses, Government undertaking, individual entrepreneurs, NRI, Foreign investors, non-profit organizations and educational institutions from all parts of the World. The list is just a glimpse of our esteemed & satisfied Clients.

Click here to take a look
<https://goo.gl/G3ICjV>



Free Instant Online Project

Identification and Selection Service

Our Team has simplified the process for you by providing a "Free Instant Online Project Identification & Selection" search facility to identify projects based on multiple search parameters related to project costs namely: Plant & Machinery Cost, Total Capital Investment, Cost of the project, Rate of Return% (ROR) and Break Even Point % (BEP). You can sort the projects on the basis of mentioned pointers and identify a suitable project matching your investment requisites.....[Read more](#)



Download Complete List of Project

Reports:

▪ Detailed Project Reports

NPCS is manned by engineers, planners, specialists, financial experts, economic analysts and design specialists with extensive experience in the related industries.

Our Market Survey cum Detailed Techno Economic Feasibility Report provides an insight of market in India. The report assesses the market sizing and growth of the Industry. While expanding a current business or while venturing into new business, entrepreneurs are often faced with the dilemma of zeroing in on a suitable product/line.



And before diversifying/venturing into any product, they wish to study the following aspects of the identified product:

- **Good Present/Future Demand**
- **Export-Import Market Potential**
- **Raw Material & Manpower Availability**
- **Project Costs and Payback Period**

The detailed project report covers all aspect of business, from analyzing the market, confirming availability of various necessities such as Manufacturing Plant, Detailed Project Report, Profile, Business Plan, Industry Trends, Market Research, Survey, Manufacturing Process, Machinery, Raw Materials, Feasibility Study, Investment Opportunities, Cost and Revenue, Plant Economics, Production Schedule,



Working Capital Requirement, uses and applications, Plant Layout, Project Financials, Process Flow Sheet, Cost of Project, Projected Balance Sheets, Profitability Ratios, Break Even Analysis. The DPR (Detailed Project Report) is formulated by highly accomplished and experienced consultants and the market research and analysis are supported by a panel of experts and digitalized data bank.

We at NPCS, through our reliable expertise in the project consultancy and market research field, have demystified the situation by putting forward the emerging business opportunity in India along with its business prospects.....[Read more](#)



Contact us

NIIR PROJECT CONSULTANCY SERVICES

106-E, Kamla Nagar, Opp. Spark Mall,

New Delhi-110007, India.

Email: npcs.ei@gmail.com , info@entrepreneurindia.co

Tel: +91-11-23843955, 23845654, 23845886, 8800733955

Mobile: +91-9811043595

Fax: +91-11-23845886

Website : www.entrepreneurindia.co , www.niir.org

Take a look at NIIR PROJECT CONSULTANCY SERVICES on #StreetView

<https://goo.gl/VstWkd>



Niir PROJECT CONSULTANCY SERVICES

An ISO 9001:2015 Company



www.entrepreneurindia.co

Who are we?

- *One of the leading reliable names in industrial world for providing the most comprehensive technical consulting services*
- *We adopt a systematic approach to provide the strong fundamental support needed for the effective delivery of services to our Clients' in India & abroad*



We at NPCS want to grow with you by providing solutions scale to suit your new operations and help you reduce risk and give a high return on application investments. We have successfully achieved top-notch quality standards with a high level of customer appreciation resulting in long lasting relation and large amount of referral work through technological breakthrough and innovative concepts. A large number of our Indian, Overseas and NRI Clients have appreciated our expertise for excellence which speaks volumes about our commitment and dedication to every client's success.



We bring deep, functional expertise, but are known for our holistic perspective: we capture value across boundaries and between the silos of any organization. We have proven a multiplier effect from optimizing the sum of the parts, not just the individual pieces. We actively encourage a culture of innovation, which facilitates the development of new technologies and ensures a high quality product.



What do we offer?

- *Project Identification*
- *Detailed Project Reports/Pre-feasibility Reports*
- *Market Research Reports*
- *Business Plan*
- *Technology Books and Directory*
- *Industry Trend*
- *Databases on CD-ROM*
- *Laboratory Testing Services*
- *Turnkey Project Consultancy/Solutions*
- *Entrepreneur India (An Industrial Monthly Journal)*

How are we different ?

- *We have two decades long experience in project consultancy and market research field*
- *We empower our customers with the prerequisite know-how to take sound business decisions*
- *We help catalyze business growth by providing distinctive and profound market analysis*
- *We serve a wide array of customers , from individual entrepreneurs to Corporations and Foreign Investors*
- *We use authentic & reliable sources to ensure business precision*



Our Approach

Requirement collection

Thorough analysis of the project

Economic feasibility study of the Project

Market potential survey/research

Report Compilation



Contact us

NIIR PROJECT CONSULTANCY SERVICES

106-E, Kamla Nagar, Opp. Spark Mall,
New Delhi-110007, India.

Email: npcs.ei@gmail.com , info@entrepreneurindia.co

Tel: +91-11-23843955, 23845654, 23845886, 8800733955

Mobile: +91-9811043595

Fax: +91-11-23845886

Website : www.entrepreneurindia.co , www.niir.org

Take a look at NIIR PROJECT CONSULTANCY SERVICES on #StreetView

<https://goo.gl/VstWkd>



Follow us



➤ <https://www.linkedin.com/company/niir-project-consultancy-services>



➤ <https://www.facebook.com/NIIR.ORG>



➤ <https://www.youtube.com/user/NIIRproject>



➤ <https://plus.google.com/+EntrepreneurIndiaNewDelhi>



➤ https://twitter.com/npcs_in



➤ <https://www.pinterest.com/npcsindia/>





For more information, visit us at:

www.niir.org

www.entrepreneurindia.co



www.entrepreneurindia.co